



ART. 5512– PERISCOPE STEEL BEACH VOLLEY SYSTEM DIAM. 70 MM. WITH NET TENSIONER.
ASSEMBLY INSTRUCTION:

Before starting the assembly or use the system, read carefully instructions and verify the presence of all the components.

For the right operation of the system we suggest to follow points listed below:

Position posts 2° inclined facing the outside of the play court.

Do not climb on the posts or net.

We suggest to remove periodically from the posts dust, pesticides, herbicides, etc...

In case of rust or scratches we recommend to repair with paint.

COMPOSITION OF A SYSTEM:

Each system is in 3 packages composed:


n. 2 sliding posts (1 with net tensioner and 1 simple)

n. 2 sockets


n. 1 belt with net tensioner

n. 2 hand wheels to fix the sliding post.



GEAR NET TENSIONER



Insert the band into the gear.



To net tension, pull the band using the winch, moving up and down the knob as the image show.



To increase and decrease band tension, hold the winch blade down and move the lever up as pictured, then grasp the band and pull to remove it.