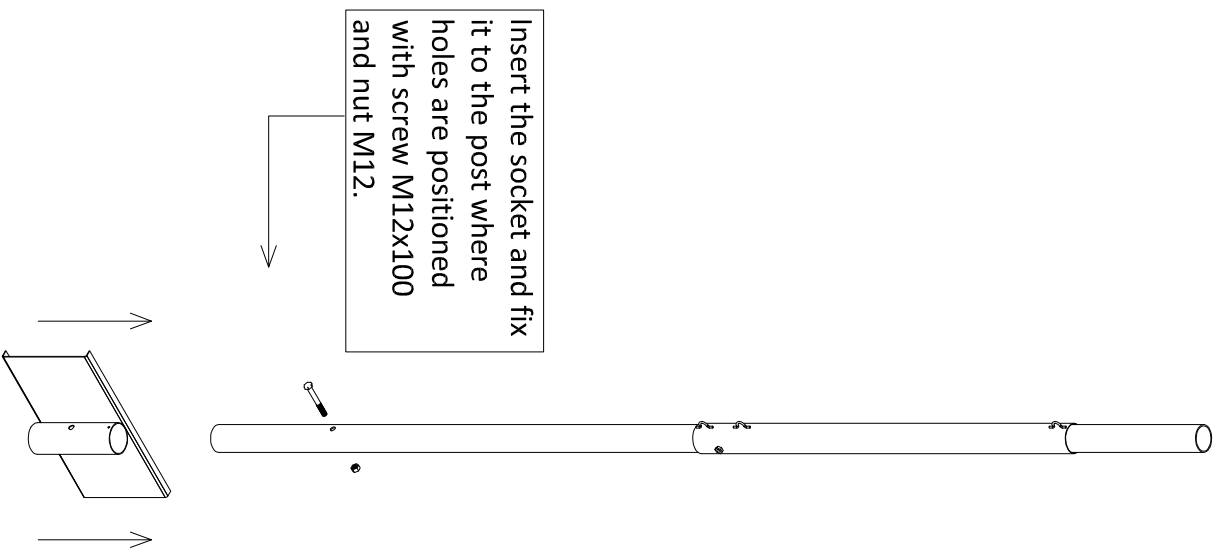
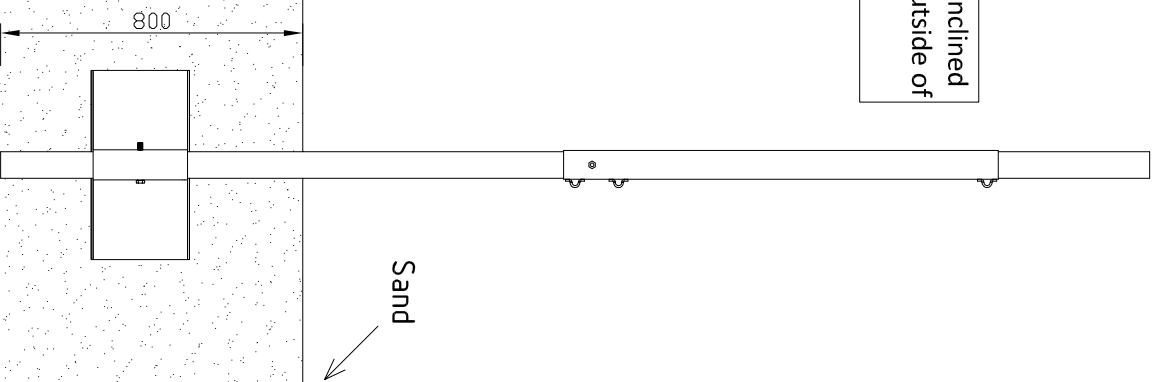


GENERAL RULES:
NET HEIGHT:
 Male = 243 cm.
 Female = 224 cm.
POSTS POSITION:
 Distance between posts 9/10 mt.
 Playcourt measures: 16x8 mt.

- COMPONENTS:**
- n° 2 poles;
 - n° 2 bushes;
 - n° 1 sliding with winch;
 - n° 1 simple sliding;
 - n° 2 fixing handwheels for sliding doors;
 - n° 1 strap with hook for winch;
 - n° 2 tips $\phi 70$;
 - n° 1 teflon pulley with groove;
 - n° 1 screw M10x40;
 - n° 1 self-locking nut M10;
 - n° 2 screws M12x100;
 - n° 2 M12 nuts;
 - n° 2 8x80 carabiners;
 - n° 2 cable clamps $\phi 6$



Position posts inclined 2° facing the outside of the play court.



Insert the socket and fix it to the post where holes are positioned with screw M12x100 and nut M12.



BEACH VOLLEY SYSTEM


Art. 5510

Tolerance on quotations equal to +1 -0 mm.
 Quality control every 50 pieces.


Aggiornamento n° 1

Pag: 1/2



USE OF THE WINCH TENSIONER



Insert the tape inside the winch.



To tension the net, pull the tape with the use of the special winch by moving the knob repeatedly first upwards and then downwards as in the image alongside.



To remove or decrease the tension of the belt, hold down the blade of the winch down and move the lever upwards as in the drawing. Then grab the ribbon and pull to remove it.